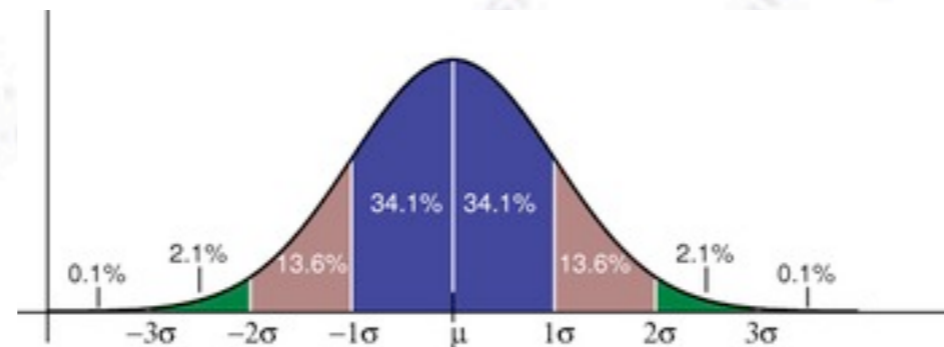


Applied Statistics

Systematic Uncertainties



Troels C. Petersen (NBI)



"Statistics is merely a quantization of common sense"

Systematic Errors



Even with *infinite* statistics, the error on a result will never be zero!

Such errors are called “systematic uncertainties”, and typical origins are:

- Imperfect **modeling / simulation**
- Lacking **understanding of experiment**
- Uncertainty in **parameters involved**
- Uncertainty associated with **corrections**
- **Theoretical** uncertainties / limitations

While the *statistical uncertainty* is Gaussian and scales like $1/\sqrt{N}$, the *systematic uncertainties* do not necessarily follow these rules.

When **statistical** uncertainty is largest, more **data** will improve precision.

When **systematic** uncertainty is largest, more **understanding** will improve precision.

The finding / calculation of systematic errors is hard work.

Everything is vague to a degree you do not realize till you have tried to make it precise. [Bertrand Russell]

Biased measurements

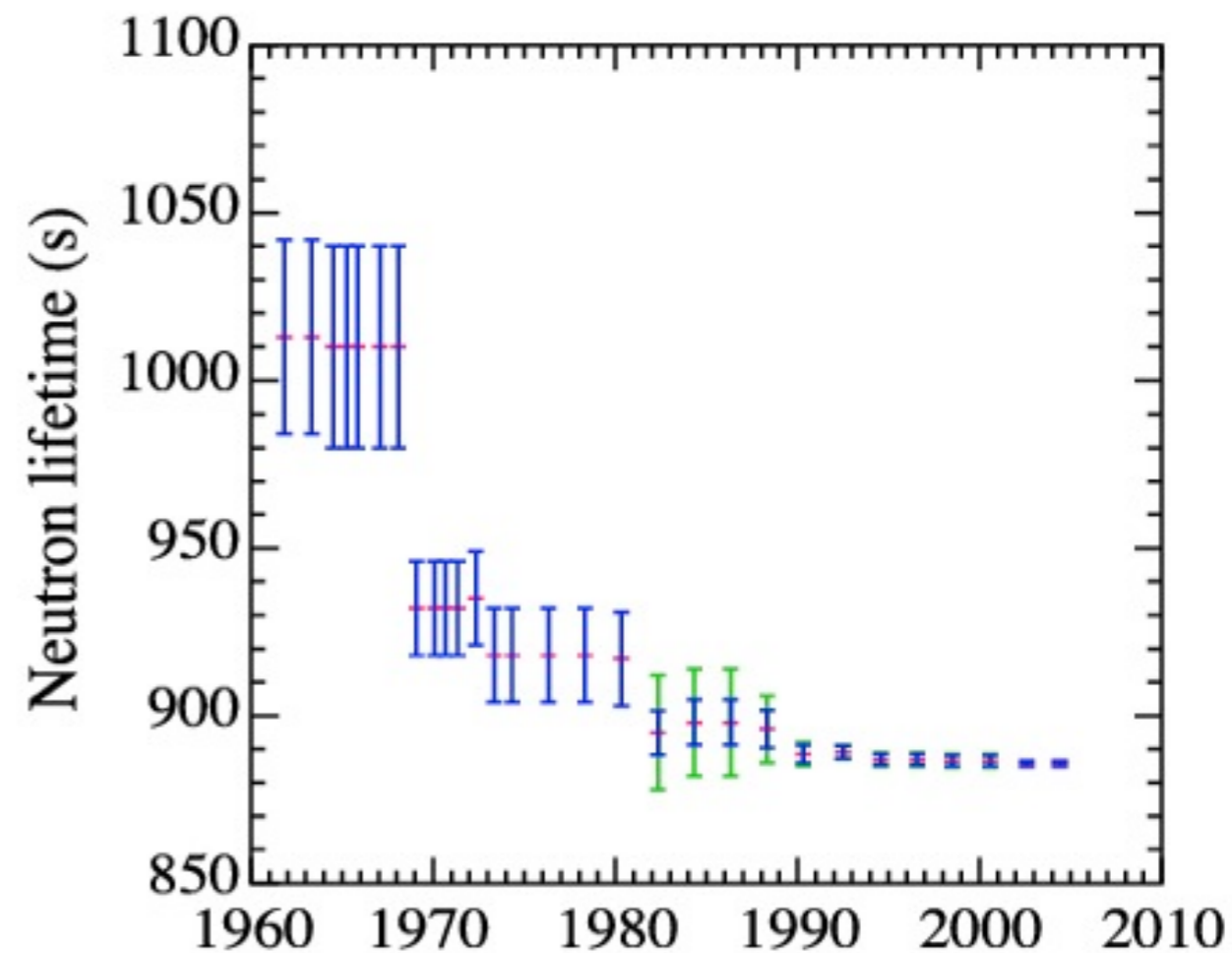
Why does my experiment find a lower value than others?

It is questions like these, that makes you start looking for effects that could yield a higher value, leading to...

Biases!

When measuring a parameter for which there are already expectations / predictions, the result can be biased. Examples:

- Millikan's oil-drop experiment.
- Epsilon prime (CERN vs. FNAL).
- Any politically influenced decision.



Those who forget good and evil and seek only the facts are more likely to achieve good, than those who view the world through the distorting medium of their own desires. [Bertrand Russell]

Blinding of results

To avoid experimenters biases, **blinding** has been introduced.

This means that the computer adds a random number to the result, which is not removed before the analysis has been thoroughly checked.

Example:

```
> ./FitSin2beta  
Result is:  $\sin(2\beta) = x.xx \pm 0.37$   
Do you wish to unblind (y/n)?
```

This was first used in the epsilon-prime measurements, and has since become standard procedure in the BaBar experiment.

In this way experimenters bias is removed, and the results become truly independent.

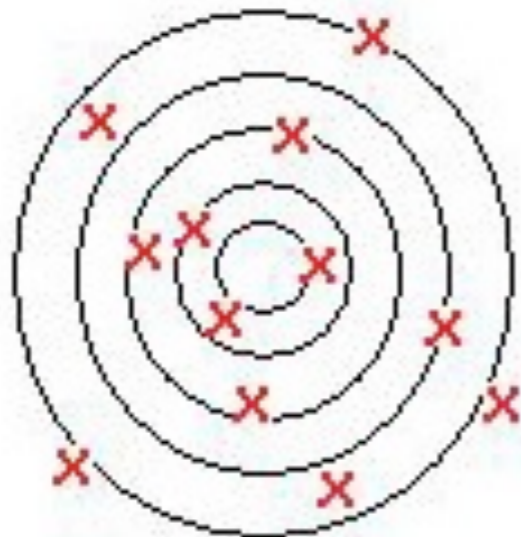


How to find systematic errors?

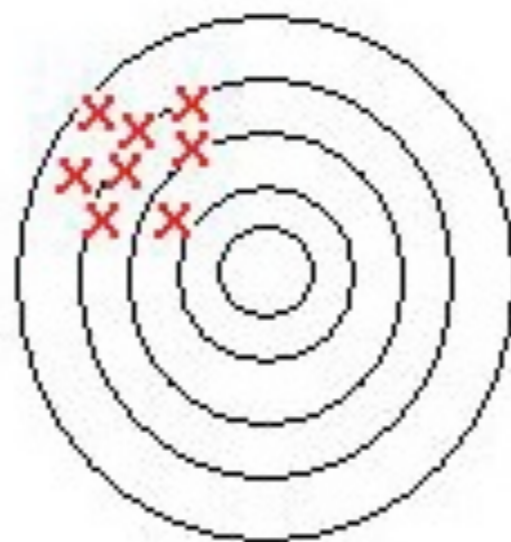
Look for **ANY** effect that can have an influence on your results.

Divide your data in any way you can (space, period, condition, analysis, etc.).

Large statistical error
Small systematic error



Small statistical error
Large systematic error

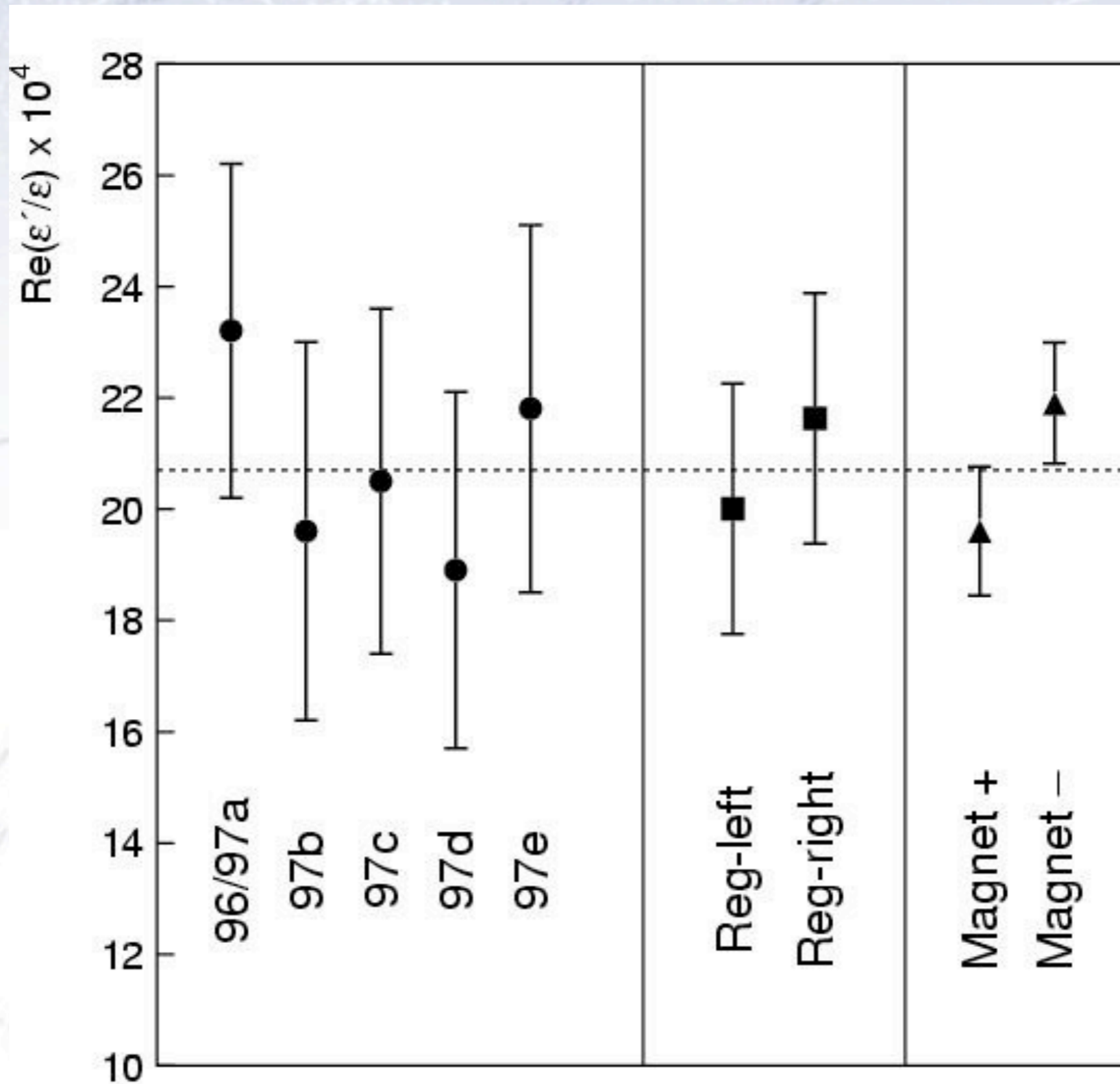


Medium stat. error
??? syst. error



Often, systematic errors are studied using simulation. However, this requires that the simulation is accurate! To check this, one studies known phenomena.

Cross check of data



Example of systematic error

Measurements are taken with a steel ruler, the ruler was calibrated at 15 C, the measurements done at 22 C.

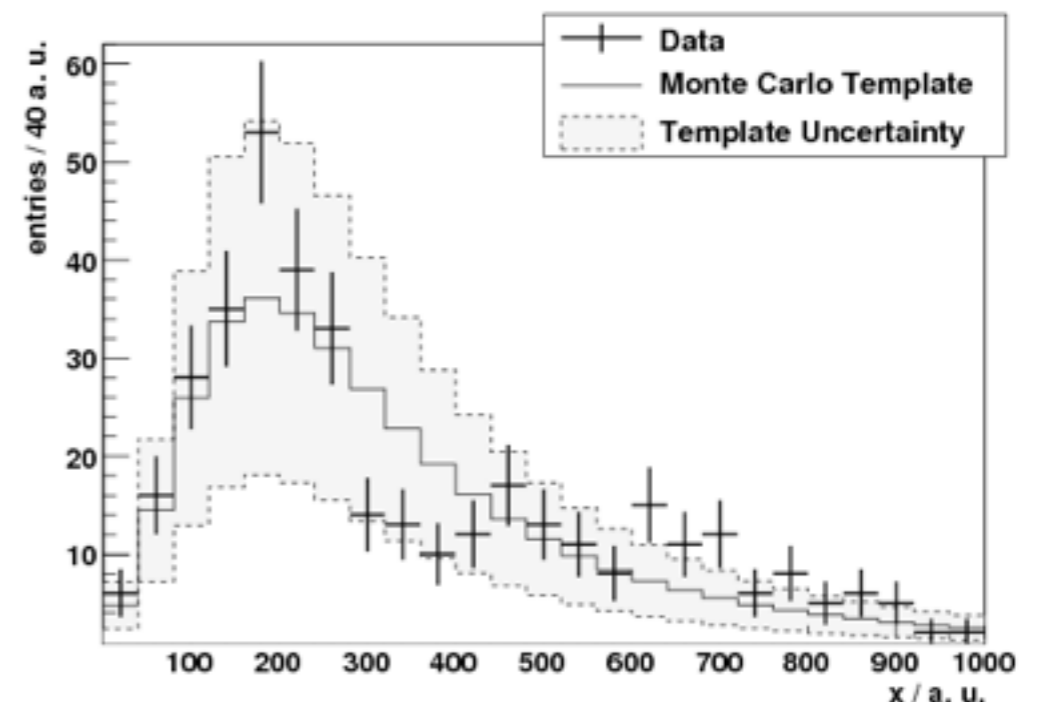
This is a systematic **bias** and not a systematic **uncertainty**! To neglect this effect is a systematic **mistake**.

Effects can be corrected for! If the temperature coefficient and lab temperature is known (exactly), then there is no systematic uncertainty.

If we correct for effect, but corrections are not known exactly, then we have to introduce a systematic uncertainty.

In practice (unfortunately): often not corrected for such effects, but then just “included in sys. uncertainties”.

Often, one can see in data, that “something” strange is going on.



Evaluating systematic errors

Known sources:

- Error on factors in the analysis, energy calibration, efficiencies, corrections, ...
- Error on external input: theory error, error on temperature, masses, ...

Evaluate from varying conditions, and compute result for each. Error is RMS.

Unsuspected sources:

Repeating the analysis in different form helps to find such systematic effects.

- Use subset of data, or change selection of data used in analysis.
- Change histogram binning, change parameterizations, change fit techniques.
- Look for impossibilities.

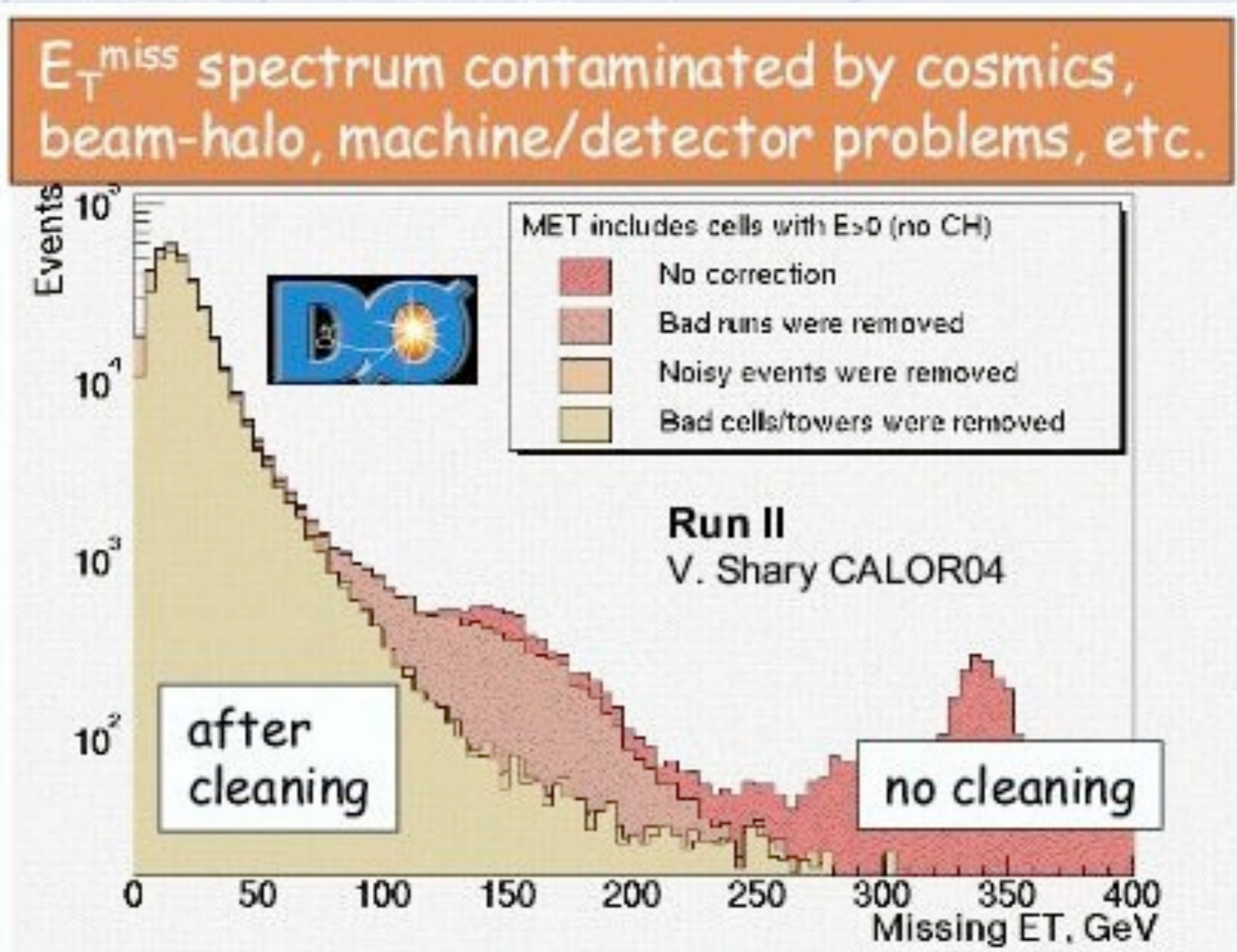
If you do not a priori expect a systematic effect and if the deviation is not significant, then do not add this in the systematic error.

If there is a deviation, try to understand, where the mistake is and fix it!

Only as a last resort include non-understood discrepancy in systematic error.

Cleaning data

Example of experimental error, which would be a disaster if not corrected for.



The good experimenter



The good experimenter

The good experimenter will always:

- inspect data visually.
- test assumptions.
- keep an accurate record.
- perform cross checks.
- do a ChiSquare test (also).
- plan the experiments carefully.
- try to “blind” results until final.

The good experimenter will never:

- rely on untested assumptions.
- “just let someones program do it”.
- make changes in data.
- look for only some effects.
- not look at the raw data.

